

Manulife Investment Asia-Pacific ex Japan Fund

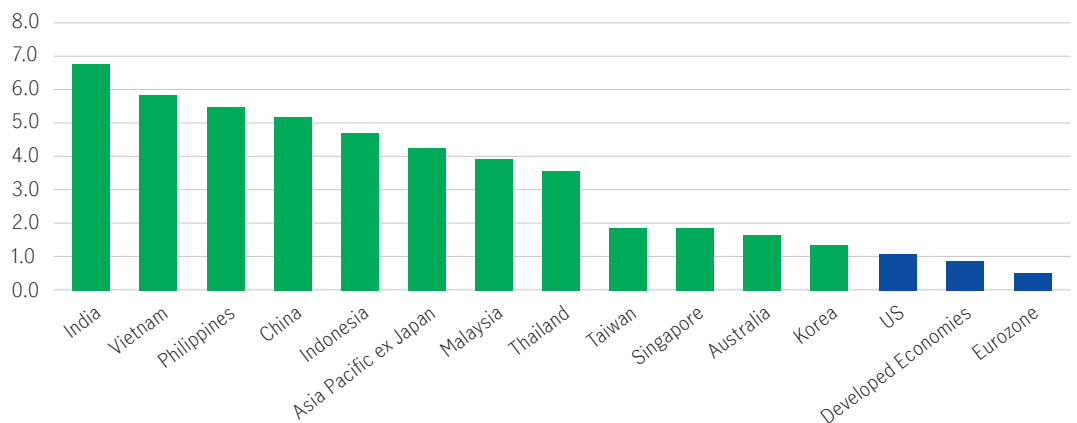
Discover the investment opportunities in Asia

Why Asia-Pacific equities?

Asia Pacific ex Japan GDP growth expected to outpace DM

Asia's economic growth profile will likely be stronger than developed markets, catalysed by normalisation of economic activities in China and further recovery from the pandemic in other parts of Asia.

2023 estimated GDP growth % (Year-on-year)

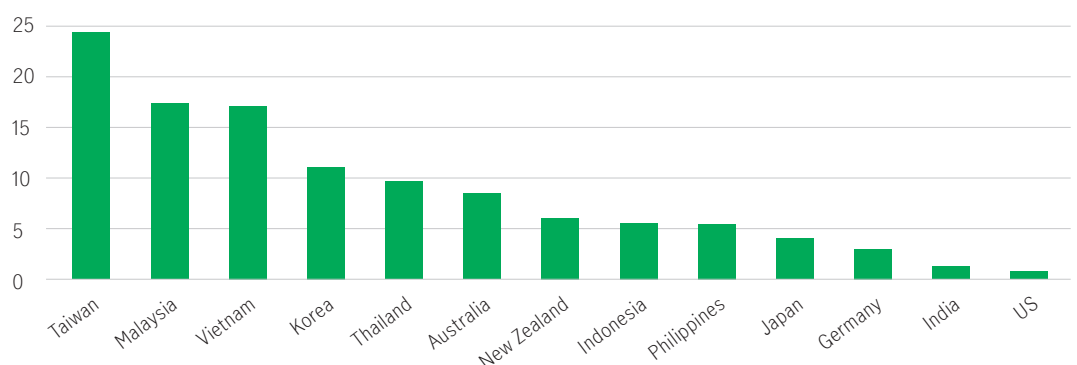


Source: Bloomberg, as of 17 April 2023. GDP refers to Gross Domestic Product. DM refers to developed market. The above information may contain projections or other forward-looking statements regarding future events, targets, management discipline or other expectations. There is no assurance that such events will occur, and the future course may be significantly different from that shown here.

China's reopening to potentially fuel growth in the Asia-Pacific region

Due to the high trade dependency on China among Asian markets, we could expect a positive spillover effect to the region from China's reopening.

Gross exports to mainland China (Percentage of GDP)



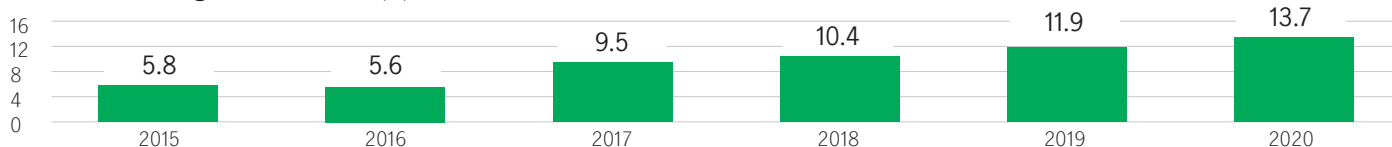
Source: Goldman Sachs, as of 11 December 2022. The above information may contain projections or other forward-looking statements regarding future events, targets, management discipline or other expectations, and is only as current as of the date indicated. There is no assurance that such events will occur, and may be significantly different than that shown here.

ASEAN – A beneficiary of China + 1 supply chain shift

We continue to see inflows of foreign direct investments into South-East Asia. The region has been a beneficiary of the Regional Comprehensive Economic Partnership (RCEP) free trade agreement and the preferred destination for multinational companies looking to build an alternative production base to serve customers and markets outside of China.

This is expected to create more job opportunities and support domestic consumption in the region.

ASEAN share in global FDI flows (%)



Source date: ASEAN Secretariat, ASEAN FDI database, as of December 2022. The above information may contain projections or other forward-looking statements regarding future events, targets, management discipline or other expectations, and is only as current as of the date indicated. There is no assurance that such events will occur, and may be significantly different than that shown here.

Key fund information

Name of the fund	Manulife Investment Asia-Pacific ex Japan Fund (“The Fund”)	
Fund category	Equity	
Base currency	RM	
Investment objective	The Fund’s investment objective is to provide long-term capital appreciation through investment mainly in equities and equity-related securities of companies in the Asia-Pacific ex Japan region.	
Investor profile	The Fund is suitable for investors who: <ul style="list-style-type: none"> • are willing to accept a higher level of risk; • are seeking to diversify their investments across the APxJ Region; and • have a long-term investment horizon. 	
Investment policy and strategy	The Fund invests 70% to 98% of its net asset value (NAV) in a diversified portfolio of equities and equity-related securities of companies domiciled in/listed in or have significant operations* in the APxJ Region, including but not limited to Australia, China, Hong Kong, India, Indonesia, Malaysia, New Zealand, the Philippines, Singapore, South Korea, Taiwan, Thailand and Vietnam. Money market instruments such as term deposits, commercial paper, repo and short-term cash placements with financial institutions are only used to maintain liquidity position and as a short-term alternative should the equity market become extremely volatile. The Fund may invest in these equities and equity-related securities directly or via collective investment schemes. *Significant operations mean the revenue, earnings, production facilities, assets and/or investments of a company are based in/ derived from the APxJ Region. The level of significance will be determined by the Manager on a case-by-case basis based on his/ her research and judgement.	
Performance benchmark	MSCI AC Asia Pacific ex-Japan Index. Prior to 1 December 2018, the performance benchmark was MSCI AC Far East Ex-Japan Index. The change in performance benchmark is to better reflect the Fund’s broader investable universe. Note: The performance benchmark above is only used as a reference for investment performance comparison purpose. The risk profile of the Fund is not the same as the risk profile of this performance benchmark. The performance benchmark information is available on www.manulifeim.com.my .	
Sales charge	Distribution channels UTC Manager IUTA EPF#	Sales charge (as a % of NAV per Unit of the Fund) Up to 6.50% Up to 6.50% Up to 5.50% Up to 0.50% with i-Akaun (Member) otherwise 3.00% #Employees Provident Fund – Members Investment Scheme (EPF-MIS)
Annual management fee (as a % p.a. of NAV)	Up to 1.50%	
Annual trustee fee (as a % p.a. of NAV)	0.06% (which includes local custody fee but excludes foreign custodian fees and charges)	
Minimum initial investment	RM1,000	
Minimum additional investment	RM100	
Distribution policy	Income of distribution (if any) is incidental Note: For details, please refer to the Fund’s Master Prospectus.	

Disclaimer:

The above information has not been reviewed by the Securities Commission Malaysia (SC) and is subject to the relevant warning, disclaimer, qualification or terms and conditions stated herein. Investors are advised to read and understand the contents of the Master Prospectus dated 15 May 2023 and all the respective Product Highlights Sheet(s) (collectively, the “Offering Documents”), obtainable at our offices or website, before investing. The Offering Documents have been registered with the SC, however the registration with the SC does not amount to nor indicate that the SC has recommended or endorsed the product. There are risks involved with investing in unit trust funds; wholesale funds and/or Private Retirement Schemes. Some of these risks associated with investments in unit trust funds; wholesale funds and/or Private Retirement Schemes are interest rate fluctuation risk, foreign exchange or currency risk, country risk, political risk, credit risk, non-compliance risk, counterparty risk, target fund manager risk, liquidity risk and interest rate risk. For further details on the risk profile of all the funds, please refer to the Risk Factors section in the Offering Documents. The price of units and income distribution may go down as well as up. Investors should compare and consider the fees, charges and costs involved. Investors are advised to conduct own risk assessment and consult the professional advisers if in doubt on the action to be taken.